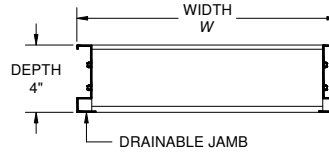
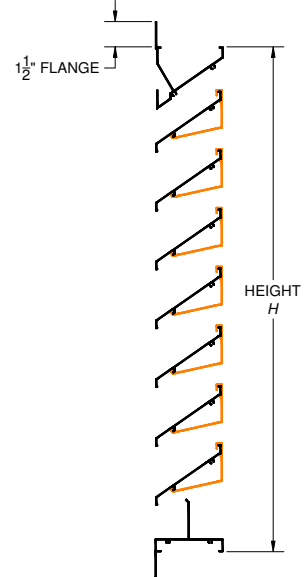
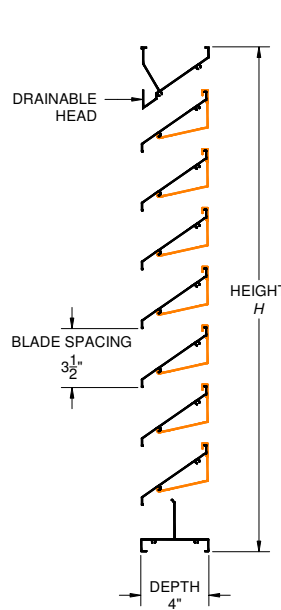
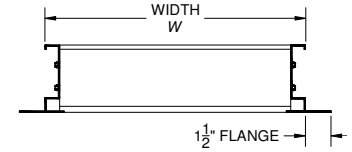


**MODEL: 2450**  
**FRAME: CHANNEL FRAME**  
**DUCT-MOUNT (DM)**



**MODEL: 2455**  
**FRAME: FLANGE FRAME**  
**FLANGE-MOUNT (FM)**



| PERFORMANCE   |                        |                        |                |
|---|------------------------|------------------------|----------------|
| LOUVER UNIT SIZE  | TOTAL AREA             | FREE AREA              | FREE AREA      |
| 48" x 48"   | 16 ft <sup>2</sup>     | 8.92 ft <sup>2</sup>   | <b>55.8%</b>   |
| (1219 x 1219 mm)  | (1.49 m <sup>2</sup> ) | (0.83 m <sup>2</sup> ) |                |
| BEGINNING POINT OF WATER PENETRATION AT 0.01 oz./ft <sup>2</sup> FREE AREA: |                        |                        | <b>738 FPM</b> |

| STANDARD CONSTRUCTION |   |
|-----------------------|---|
| DEPTH:                | 4" (102 mm)   |
| MATERIAL:             | EXTRUDED ALUMINUM - 6063-T5 ALLOY                   |
| FRAME THICKNESS:      | 0.081" (2.06 mm)                                    |
| BLADE THICKNESS:      | 0.081" (2.06 mm)                                    |
| BLADE ANGLE:          | 35°   |
| BLADE CENTRES:        | 3.5" (89 mm)  |
| BIRDSCREEN:           | 19 GA. GALVANIZED BIRDSCREEN - 1/2" x 1/2" OPENINGS |
| FINISH:               | MILL  |

| SIZE LIMITATIONS: SINGLE SECTION LOUVER |  |   |
|---|--|---|
|   | MINIMUM                                  | MAXIMUM                                   |
| WIDTH                                   | 12" (305 mm)                             | 72" (1829 mm)                             |
| HEIGHT                                  | 12" (305 mm)                             | 120" (3048 mm)                            |
| AREA                                    | 1 ft <sup>2</sup> (0.09 m <sup>2</sup> ) | 60 ft <sup>2</sup> (5.57 m <sup>2</sup> ) |

\*LOUVER WILL BE MANUFACTURED 1/4" (6.4 mm) SMALLER (SINGLE SECTION) AND 1/2" (12.7 mm) SMALLER (MULTIPLE SECTION) THAN GIVEN OPENING DIMENSIONS UNLESS OTHERWISE SPECIFIED

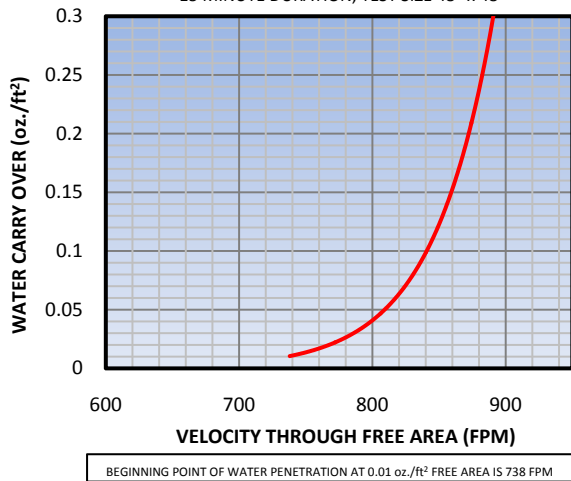
| AVAILABLE ACCESSORIES  |   |   |
|--|---|---|
| <b>FINISH:</b> <ul style="list-style-type: none"> <li>BAKED ENAMEL FINISH</li> <li>DURANAR FINISH</li> <li>ANODIZED FINISH                             <ul style="list-style-type: none"> <li>CLEAR ANODIZED</li> <li>LIGHT BRONZE</li> <li>MEDIUM BRONZE</li> <li>DARK BRONZE</li> <li>BLACK ANODIZED</li> </ul> </li> <li>EXTENDED SILLS</li> <li>SECURITY BARS</li> <li>FILTER RACKS</li> <li>STAINLESS STEEL FASTENERS</li> <li>HINGED ACCESS DOORS</li> <li>ALL WELDED CONSTRUCTION</li> <li>CUSTOM GEOMETRIC SHAPES</li> <li>CONTINUOUS LINE CONSTRUCTION WITH HIDDEN MULLIONS TO PROVIDE AN UNINTERRUPTED APPEARANCE</li> </ul> | <b>SCREENS:</b> <ul style="list-style-type: none"> <li>BIRDSCREEN                             <ul style="list-style-type: none"> <li>1/2" x 1/2" INTER CRIMPED ALUMINUM</li> <li>ALUMINUM BIRDSCREEN WITH FRAME</li> </ul> </li> <li>INSECT SCREEN                             <ul style="list-style-type: none"> <li>18 x 14 MESH</li> </ul> </li> </ul> | <b>BLANK-OFF PANELS (ALUMINUM):</b> VARIOUS GAUGES <ul style="list-style-type: none"> <li>NON-INSULATED BLANK-OFF PANELS</li> <li>INSULATED BLANK-OFF PANELS                                     <ul style="list-style-type: none"> <li>1" (25.4 mm) INSULATION</li> <li>2" (50.8 mm) INSULATION</li> </ul> </li> </ul> |

**FREE AREA (Sq. Ft.)**

|     |                 | WIDTH (INCHES) |      |      |       |       |       |       |       |       |       |       |       |       |       |       |       |
|-----|-----------------|----------------|------|------|-------|-------|-------|-------|-------|-------|-------|-------|-------|-------|-------|-------|-------|
|     |                 | 12             | 16   | 20   | 24    | 28    | 32    | 36    | 40    | 44    | 48    | 52    | 56    | 60    | 64    | 68    | 72    |
| 12  | HEIGHT (INCHES) | 0.29           | 0.39 | 0.50 | 0.61  | 0.72  | 0.83  | 0.94  | 1.05  | 1.16  | 1.26  | 1.37  | 1.48  | 1.59  | 1.70  | 1.81  | 1.92  |
| 16  | HEIGHT (INCHES) | 0.49           | 0.67 | 0.86 | 1.04  | 1.23  | 1.41  | 1.60  | 1.78  | 1.97  | 2.15  | 2.34  | 2.52  | 2.71  | 2.89  | 3.08  | 3.26  |
| 20  | HEIGHT (INCHES) | 0.68           | 0.93 | 1.19 | 1.45  | 1.70  | 1.96  | 2.22  | 2.48  | 2.73  | 2.99  | 3.25  | 3.50  | 3.76  | 4.02  | 4.28  | 4.53  |
| 24  | HEIGHT (INCHES) | 0.88           | 1.20 | 1.54 | 1.87  | 2.20  | 2.53  | 2.87  | 3.20  | 3.53  | 3.86  | 4.20  | 4.53  | 4.86  | 5.19  | 5.53  | 5.86  |
| 28  | HEIGHT (INCHES) | 1.05           | 1.44 | 1.84 | 2.24  | 2.63  | 3.03  | 3.43  | 3.82  | 4.22  | 4.62  | 5.02  | 5.41  | 5.81  | 6.21  | 6.61  | 7.00  |
| 32  | HEIGHT (INCHES) | 1.25           | 1.71 | 2.19 | 2.66  | 3.13  | 3.60  | 4.08  | 4.55  | 5.02  | 5.49  | 5.97  | 6.44  | 6.91  | 7.38  | 7.86  | 8.33  |
| 36  | HEIGHT (INCHES) | 1.44           | 1.99 | 2.53 | 3.08  | 3.63  | 4.18  | 4.72  | 5.27  | 5.82  | 6.37  | 6.91  | 7.46  | 8.01  | 8.56  | 9.10  | 9.65  |
| 40  | HEIGHT (INCHES) | 1.63           | 2.24 | 2.86 | 3.48  | 4.10  | 4.72  | 5.34  | 5.95  | 6.57  | 7.19  | 7.81  | 8.43  | 9.05  | 9.67  | 10.28 | 10.90 |
| 44  | HEIGHT (INCHES) | 1.83           | 2.52 | 3.21 | 3.91  | 4.60  | 5.30  | 5.99  | 6.69  | 7.38  | 8.08  | 8.77  | 9.47  | 10.16 | 10.86 | 11.55 | 12.25 |
| 48  | HEIGHT (INCHES) | 2.02           | 2.78 | 3.55 | 4.31  | 5.08  | 5.85  | 6.62  | 7.38  | 8.15  | 8.92  | 9.68  | 10.45 | 11.22 | 11.98 | 12.75 | 13.52 |
| 52  | HEIGHT (INCHES) | 2.22           | 3.05 | 3.90 | 4.74  | 5.58  | 6.42  | 7.26  | 8.11  | 8.95  | 9.79  | 10.63 | 11.47 | 12.32 | 13.16 | 14.00 | 14.84 |
| 56  | HEIGHT (INCHES) | 2.39           | 3.29 | 4.20 | 5.10  | 6.01  | 6.92  | 7.82  | 8.73  | 9.64  | 10.55 | 11.45 | 12.36 | 13.27 | 14.18 | 15.08 | 15.99 |
| 60  | HEIGHT (INCHES) | 2.59           | 3.56 | 4.54 | 5.53  | 6.51  | 7.49  | 8.47  | 9.45  | 10.44 | 11.42 | 12.40 | 13.38 | 14.37 | 15.35 | 16.33 | 17.31 |
| 64  | HEIGHT (INCHES) | 2.79           | 3.83 | 4.89 | 5.95  | 7.01  | 8.06  | 9.12  | 10.18 | 11.24 | 12.29 | 13.35 | 14.41 | 15.46 | 16.52 | 17.58 | 18.64 |
| 68  | HEIGHT (INCHES) | 2.97           | 4.09 | 5.22 | 6.35  | 7.48  | 8.60  | 9.73  | 10.86 | 11.99 | 13.12 | 14.25 | 15.38 | 16.50 | 17.63 | 18.76 | 19.89 |
| 72  | HEIGHT (INCHES) | 3.17           | 4.36 | 5.56 | 6.76  | 7.96  | 9.16  | 10.36 | 11.57 | 12.77 | 13.97 | 15.17 | 16.37 | 17.57 | 18.77 | 19.98 | 21.18 |
| 76  | HEIGHT (INCHES) | 3.31           | 4.55 | 5.81 | 7.06  | 8.32  | 9.58  | 10.83 | 12.09 | 13.34 | 14.60 | 15.86 | 17.11 | 18.37 | 19.62 | 20.88 | 22.14 |
| 80  | HEIGHT (INCHES) | 3.48           | 4.78 | 6.10 | 7.42  | 8.74  | 10.06 | 11.38 | 12.70 | 14.02 | 15.34 | 16.66 | 17.98 | 19.30 | 20.62 | 21.94 | 23.26 |
| 84  | HEIGHT (INCHES) | 3.81           | 5.25 | 6.69 | 8.14  | 9.59  | 11.03 | 12.48 | 13.93 | 15.38 | 16.82 | 18.27 | 19.72 | 21.16 | 22.61 | 24.06 | 25.51 |
| 88  | HEIGHT (INCHES) | 3.98           | 5.48 | 6.99 | 8.50  | 10.01 | 11.52 | 13.03 | 14.54 | 16.05 | 17.56 | 19.07 | 20.59 | 22.10 | 23.61 | 25.12 | 26.63 |
| 92  | HEIGHT (INCHES) | 4.15           | 5.71 | 7.28 | 8.86  | 10.43 | 12.01 | 13.58 | 15.16 | 16.73 | 18.30 | 19.88 | 21.45 | 23.03 | 24.60 | 26.18 | 27.75 |
| 96  | HEIGHT (INCHES) | 4.32           | 5.94 | 7.58 | 9.22  | 10.85 | 12.49 | 14.13 | 15.77 | 17.41 | 19.05 | 20.68 | 22.32 | 23.96 | 25.60 | 27.24 | 28.88 |
| 100 | HEIGHT (INCHES) | 4.49           | 6.17 | 7.87 | 9.57  | 11.28 | 12.98 | 14.68 | 16.38 | 18.08 | 19.79 | 21.49 | 23.19 | 24.89 | 26.59 | 28.30 | 30.00 |
| 104 | HEIGHT (INCHES) | 4.65           | 6.40 | 8.17 | 9.93  | 11.70 | 13.46 | 15.23 | 17.00 | 18.76 | 20.53 | 22.29 | 24.06 | 25.82 | 27.59 | 29.36 | 31.12 |
| 108 | HEIGHT (INCHES) | 4.82           | 6.63 | 8.46 | 10.29 | 12.12 | 13.95 | 15.78 | 17.61 | 19.44 | 21.27 | 23.10 | 24.93 | 26.76 | 28.59 | 30.42 | 32.25 |
| 112 | HEIGHT (INCHES) | 5.16           | 7.09 | 9.05 | 11.01 | 12.97 | 14.92 | 16.88 | 18.84 | 20.79 | 22.75 | 24.71 | 26.66 | 28.62 | 30.58 | 32.54 | 34.49 |
| 116 | HEIGHT (INCHES) | 5.33           | 7.33 | 9.35 | 11.37 | 13.39 | 15.41 | 17.43 | 19.45 | 21.47 | 23.49 | 25.51 | 27.53 | 29.55 | 31.57 | 33.59 | 35.62 |
| 120 | HEIGHT (INCHES) | 5.49           | 7.56 | 9.64 | 11.73 | 13.81 | 15.89 | 17.98 | 20.06 | 22.15 | 24.23 | 26.32 | 28.40 | 30.49 | 32.57 | 34.65 | 36.74 |

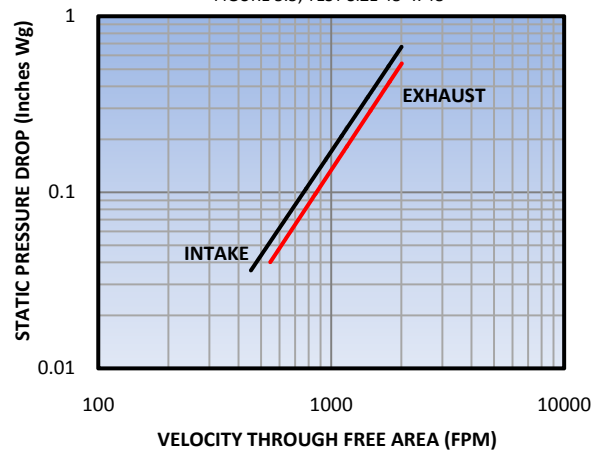
**WATER PENETRATION - 2450 / 2455**

15 MINUTE DURATION, TEST SIZE 48" x 48"



**PRESSURE DROP- 2450 / 2455**

FIGURE 5.5, TEST SIZE 48" x 48"



\*TEST RESULTS DO NOT INCLUDE THE EFFECTS OF BIRDSCREEN

**RECOMMENDED SPECIFICATION**

Furnish and install stationary louver models 2450 / 2455 as manufactured by Ventex Inc, Bolton, Ontario. Louvers shall be 4" (102 mm) deep. Blades shall be 0.081" (2.06 mm) extruded 6063-T5 aluminum alloy and frame shall be 0.081" (2.06 mm) extruded 6063-T5 aluminum alloy. Louvers shall have 19 gauge galvanized 1/2" x 1/2" birdscreen. All materials shall be factory finished after assembly with Polyester Power Coat in a color selected from the Ventex Color Chart.